



Institute For
Addressing
Strangulation

ONS Data on Non-Fatal Strangulation & Suffocation

June - December 2022

Introduction

On 7 June 2022, new standalone offences regarding non-fatal strangulation and suffocation came into effect in England and Wales. The Institute for Addressing Strangulation (IFAS) submitted a freedom of information (FOI) request to the Office for National Statistics (ONS) to obtain data on the new offences. The questions asked can be found in Appendix 1. This report provides an overview of the data received from ONS.

IFAS requested information from all 43 police forces in England and Wales. ONS provided data from 27 police forces and specifically noted that Devon and Cornwall, Humberside, Greater Manchester, Staffordshire, and West Midlands Police were unable to provide data.

To note, non-fatal strangulation and non-fatal suffocation are individually defined in the legislation, however the ONS data does not make this distinction. Consequently, it is unknown how many of the reported offences link to non-fatal strangulation and how many relate to non-fatal suffocation.

ONS provided data in Excel spreadsheets. IFAS has taken these spreadsheets and created the relevant tables and charts. As a result, all categorisations are ONS' own labelling. This point is particularly relevant to Table 9.

Finally, this report provides an overview of the ONS data and our recommendations for further work on monitoring these new offences. All the information included relates to the period between June 2022 to December 2022.

Number of offences of non-fatal strangulation and suffocation reported.

There were **8375** offences of non-fatal strangulation and suffocation reported.

Table 1: Number offences by police force

Police Force	Number of Offences
Metropolitan Police	798
Northumbria	670
West Yorkshire	644
Essex	628
South Yorkshire	445
Kent	427
Lancashire	395
Norfolk	358
West Mercia	348
Merseyside	325
Hampshire	321
Suffolk	315
Warwickshire	313
Sussex	271
Cheshire	267
Hertfordshire	257
Leicestershire	254
Cambridgeshire	244
North Yorkshire	209
South Wales	209
Durham	135
Surrey	128
Wiltshire	122
Cumbria	108
Bedfordshire	93
Derbyshire	89
London, City of	2
Total	8375

Intimate Partner Violence

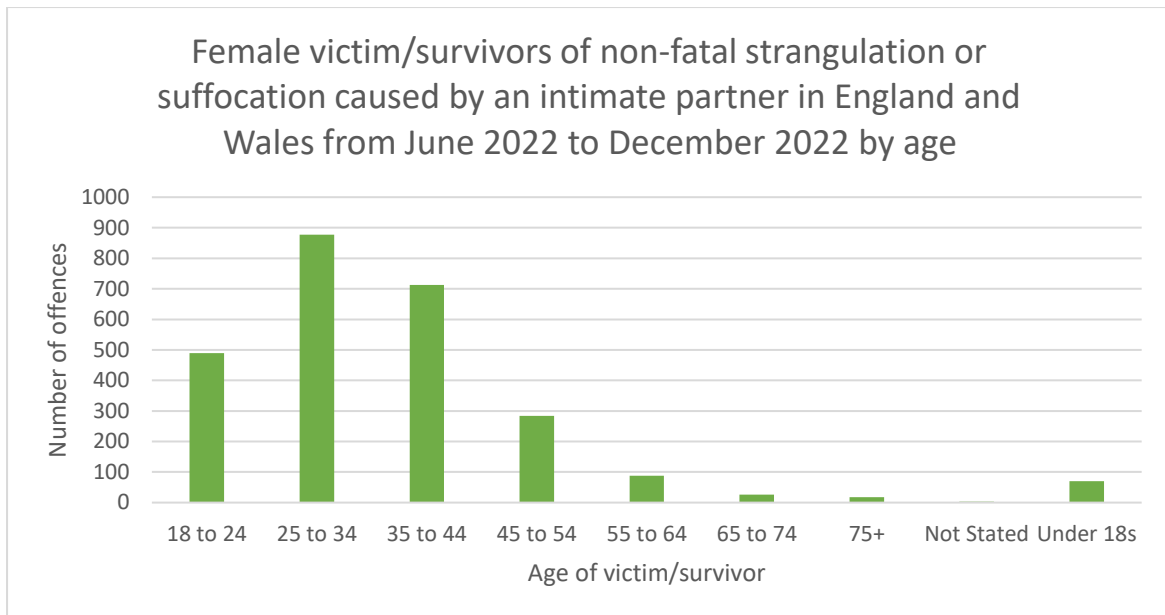
Note: There were 27 cases of non-fatal strangulation and suffocation carried out by an intimate partner in which the sex of the victim/survivor was described as 'unknown.' Within 4 of those cases the age of the victim/survivor was also described as 'not stated.'

Female victim/survivors

There were **2568** female victim/survivors of non-fatal strangulation or suffocation caused by an intimate partner.

Table 2: Female victim/survivors of non-fatal strangulation and suffocation carried out by an intimate partner in England and Wales from June 2022 to December 2022

Age	Number of offences
18 to 24	489
25 to 34	877
35 to 44	713
45 to 54	284
55 to 64	88
65 to 74	26
75+	18
Not Stated	3
Under 18s	70
Total	2568



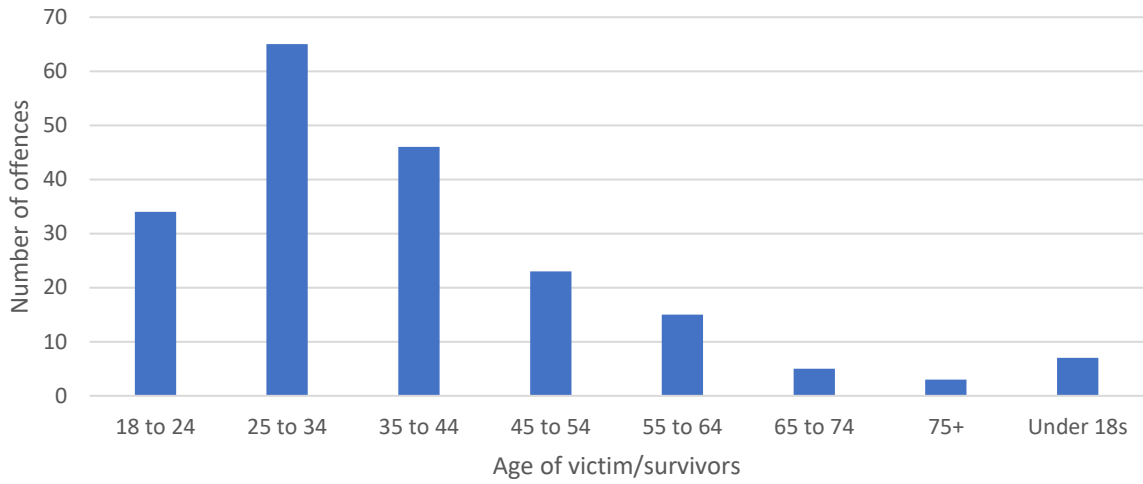
Male victim/survivors

There were **198** male victim/survivors of non-fatal strangulation or suffocation caused by an intimate partner.

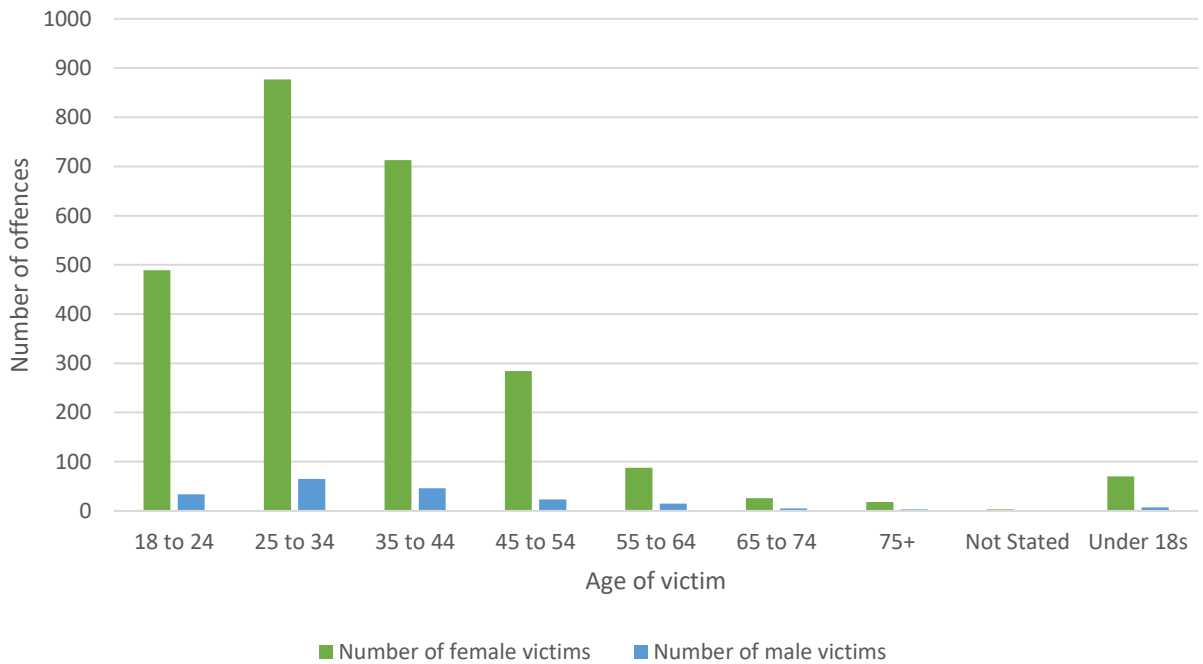
Table 3: Male victim/survivors of non-fatal strangulation and suffocation caused by an intimate partner in England and Wales from June 2022 to December 2022

Age	Number of offences
18 to 24	34
25 to 34	65
35 to 44	46
45 to 54	23
55 to 64	15
65 to 74	5
75+	3
Under 18s	7
Total	198

Male victim/survivors of non-fatal strangulation and suffocation caused by an intimate partner in England and Wales from June 2022 to December 2022 by age



Comparison of female and male victim/survivors of non-fatal strangulation and suffocation caused by an intimate partner in England and Wales from June 2022 to December 2022



Non-fatal strangulation and suffocation caused by a family member other than an intimate partner.

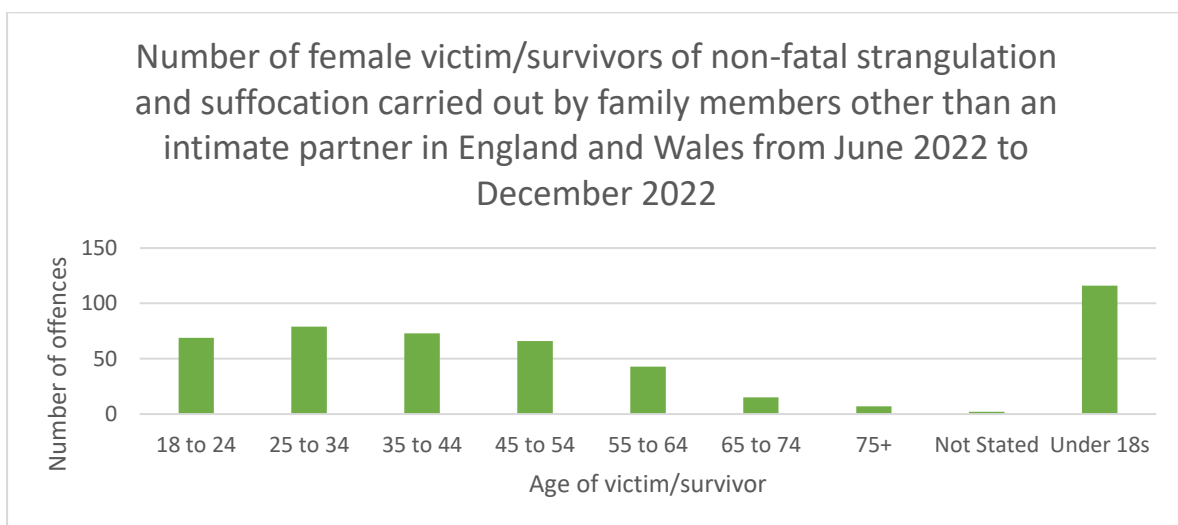
Note: There were 9 cases of non-fatal strangulation and suffocation carried out by a family member other than an intimate partner in which the sex of the victim/survivor was 'unknown.' In one of those cases, the age of the victim/survivor was also described as 'not stated.'

Female victim/survivors

There were **470** female victim/survivors of non-fatal strangulation and suffocation caused by a family member other than an intimate partner.

Table 4: Number of female victim/survivors of non-fatal strangulation and suffocation carried out by family members other than an intimate partner in England and Wales from June 2022 to December 2022

Age	Number of offences
18 to 24	69
25 to 34	79
35 to 44	73
45 to 54	66
55 to 64	43
65 to 74	15
75+	7
Not Stated	2
Under 18s	116
Total	470

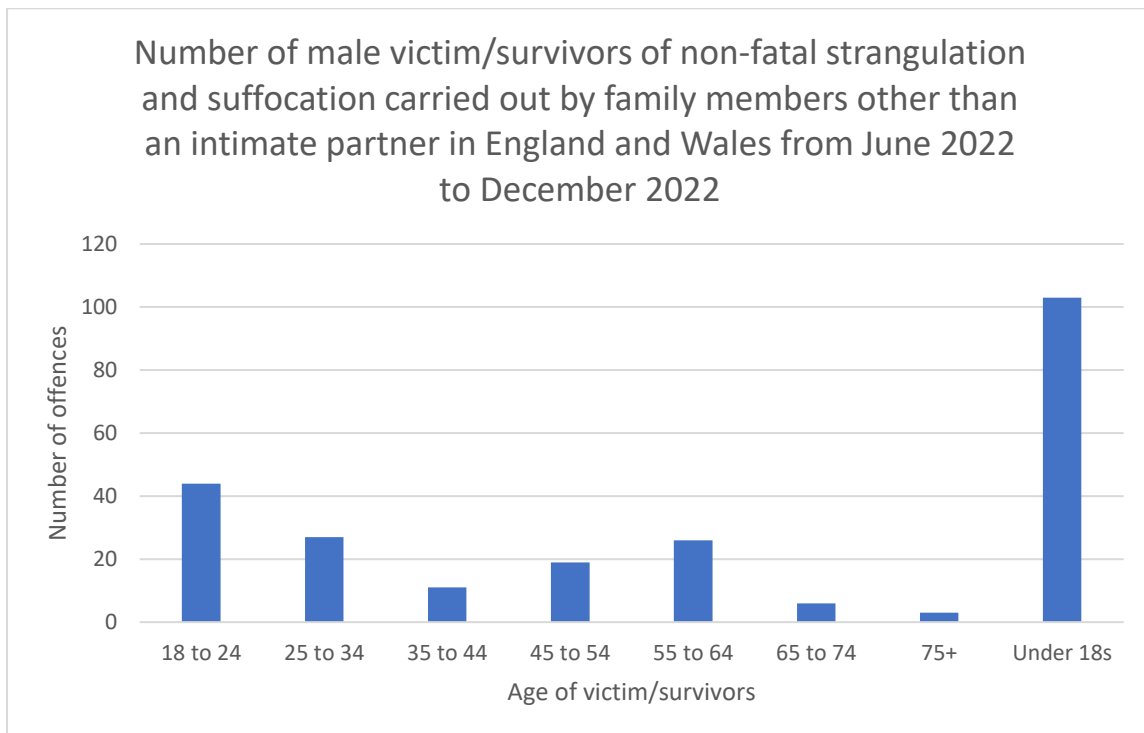


Male victim/survivors

There were **239** male victim/survivors of non-fatal strangulation and suffocation carried out by family members other than an intimate partner.

Table 5: Number of male victim/survivors of non-fatal strangulation and suffocation carried out by family members other than an intimate partner in England and Wales from June 2022 to December 2022

Age	Number of offences
18 to 24	44
25 to 34	27
35 to 44	11
45 to 54	19
55 to 64	26
65 to 74	6
75+	3
Under 18s	103
Total	239



Non-fatal strangulation and suffocation caused by a person other than an intimate partner or family member.

Note: ONS describe this as the 'Other' category but do not provide examples of who these people may be. In addition, there were 740 cases of non-fatal strangulation and suffocation carried out by someone outside of a domestic relationship in which the sex of the victim/survivor was 'unknown.' In 693 of those cases the age of the victim/survivor was also described as 'not stated.'

Female victim/survivor

There were **3227** female victim/survivors of non-fatal strangulation or suffocation carried out by a person other than an intimate partner or family member.

Table 6: Number of female victim/survivors of non-fatal strangulation or suffocation where the offence was carried out by a person other than an intimate partner or family member in England and Wales from June 2022 to December 2022

Age	Number of offences
18 to 24	574
25 to 34	1004
35 to 44	807
45 to 54	393
55 to 64	127
65 to 74	42
75+	27
Not Stated	33
Under 18s	220
Total	3227

Number of female victim/survivors of non-fatal strangulation or suffocation where the offence was carried out by a person other than an intimate partner or family member in England and Wales from June 2022 to December 2022



Male victim/survivor

There were **897** male victim/survivors of non-fatal strangulation and suffocation carried out by a person other than an intimate partner or family member.

Table 7: Number of male victim/survivors of non-fatal strangulation or suffocation where the offence was carried out by a person other than an intimate partner or family member in England and Wales from June 2022 to December 2022

Age	Number of offences
18 to 24	128
25 to 34	166
35 to 44	145
45 to 54	103
55 to 64	42
65 to 74	30
75+	11
Not Stated	7
Under 18s	265
Total	897

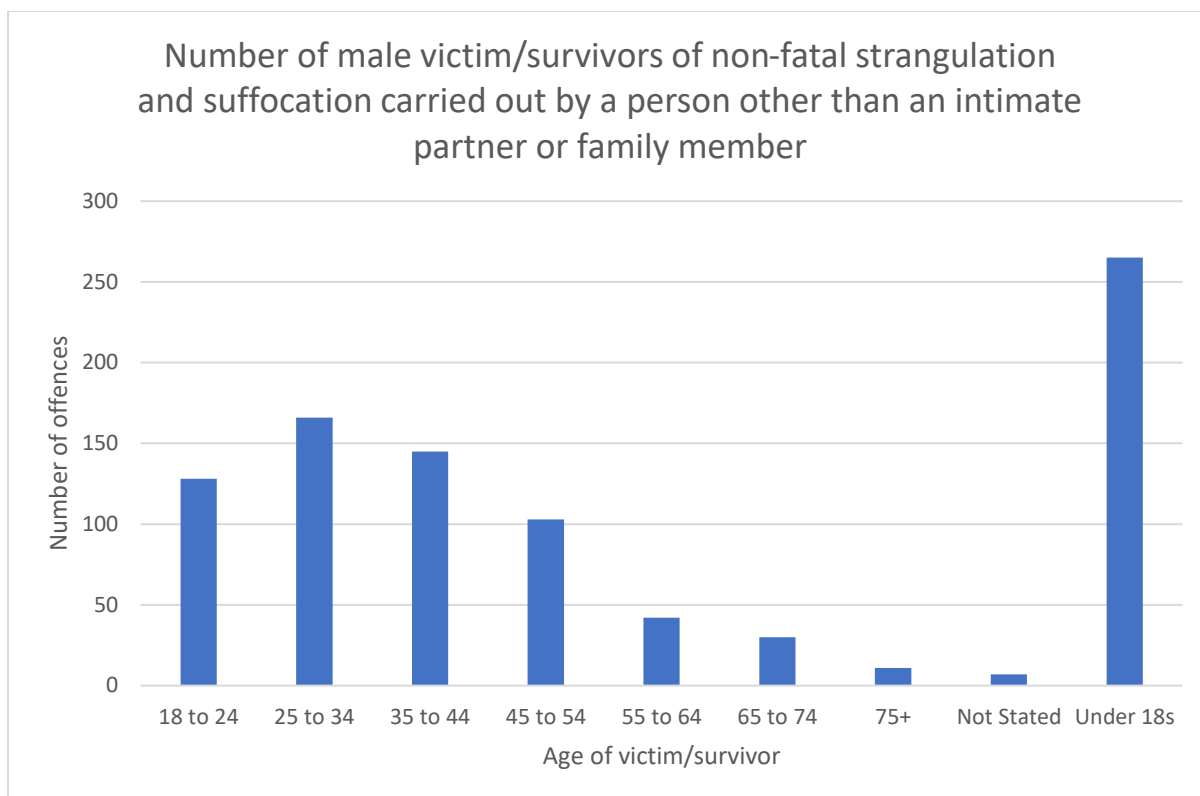
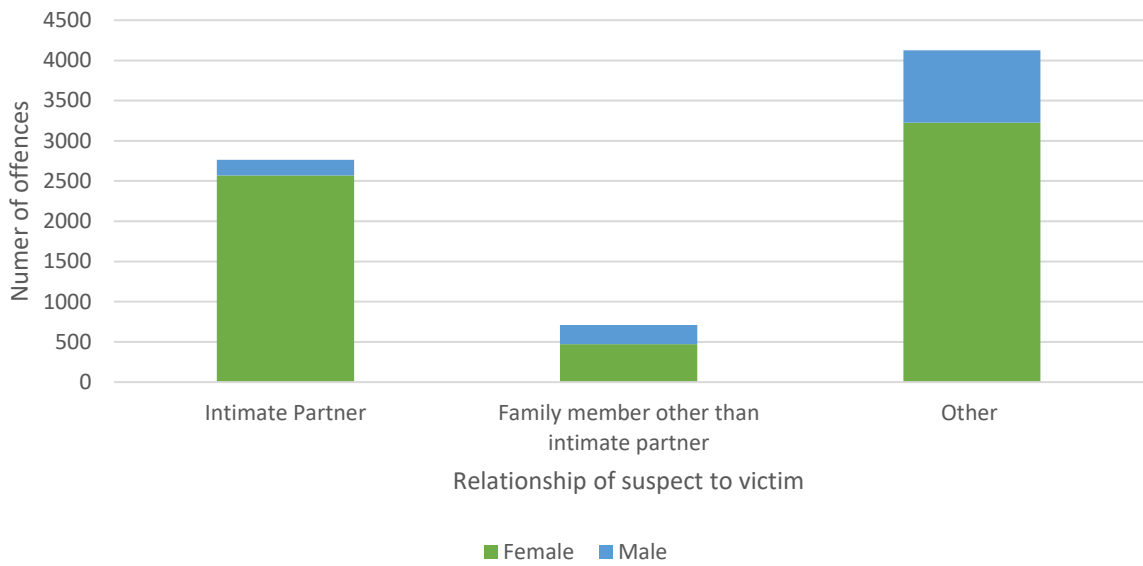


Table 8: Relationships between victim/survivors and suspects in non-fatal strangulation or suffocation offences in England and Wales from June 2022 to December 2022

Sex of victim/survivor	Suspect is intimate partner	Suspect is family member other than intimate partner	Other relationship
Female	2568	470	3227
Male	198	239	897
Total	2766	709	4124

Relationships between victim/survivors of non-fatal strangulation and suffocation and suspects by sex of victim/survivor



Outcomes

Table 9: Outcomes for offences of non-fatal strangulation and suffocation in England and Wales from June 2022 to December 2022

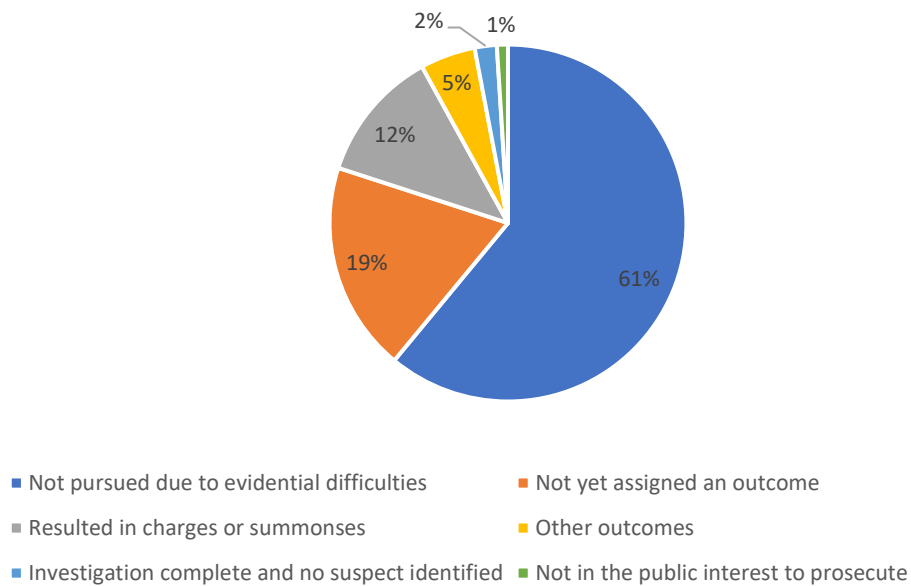
	Outcome Description	Number of Offences
1	Charged/Summonsed	971
2	Not in public interest (Police)	6
3	Prosecution prevented - suspect underage	20
4	Prosecution prevented - suspect too ill	33
5	Prosecution prevented - victim/key witness dead/ill	16
6	Evidential difficulties - suspect not identified; victim does not support further action	115
7	Evidential difficulties - suspect identified; victim supports police action	1342
8	Evidential difficulties - suspect identified; victim does not support police action	3638
9	Prosecution time limit expired	20
10	Investigation complete - no suspect identified	160
11	Caution - youths	3
12	Action undertaken by another body/agency	131
13	Further investigation is not in the public interest - police decision	24
14	Further action is not in the public interest - diversionary, educational or intervention activity	108
15	Caution - adults	114
16	Offender Died	2
17	Community Resolution	46
18	Not in public interest (CPS)	3
19	Not yet assigned an outcome	1623

*The outcome descriptions are a direct lift from the ONS data provided, presumed to be the descriptors submitted by individual police forces, therefore the distinction between, for example: Not in public interest (Police) (line 2) and Further investigation is not in the public interest – Police decision (line13) is not fully understood.

Summary of outcomes

Outcome	%
Not pursued due to evidential difficulties	61%
Not yet assigned an outcome	19%
Resulted in charges or summonses	12%
Other outcomes	5%
Investigation complete and no suspect identified	2%
Not in the public interest to prosecute	1%

Outcome of reported crimes of non-fatal strangulation and suffocation in England and Wales from June 2022 to December 2022



Recommendations

Accurate data is crucial if non-fatal strangulation and suffocation are to be understood and tackled. IFAS would therefore recommend:

1. All police forces return data to the Home Office Data Hub when required.
2. Police forces accurately report age and sex of victim/survivors.
3. Data in the 'Other' category with regards to relationship between victim/survivor and suspect is broken down to reveal the specifics of these relationships.
4. Data is separated into the two different offences of non-fatal strangulation and non-fatal suffocation.

The data raises important issues regarding non-fatal strangulation and suffocation and warrants further exploration.

5. The high rates of cases that do not proceed in the criminal justice process due to 'evidential difficulties' particularly those pertaining to cases labelled 'suspect identified; victim does not support police action.'
6. The high rates of non-fatal strangulation and suffocation in the under 18 categories, particularly those pertaining to male victim/survivors.
7. The high rates of cases in which a person is non-fatally strangled or suffocated by a person other than an intimate partner or family member. This is particularly concerning with regards to female survivors in the 25-34 and 35-44 age categories.

Appendix 1

FOI questions submitted to ONS.

1. The number of offences currently recorded as non-fatal strangulation as per section 75A (1)a of the Serious Crime Act 2015 in England and Wales from June 2022 to December 2022 by age and sex of the victim.
2. The number of offences currently recorded as non-fatal suffocation as per section 75A (1)b of the Serious Crime Act 2015 in England and Wales from June 2022 to December 2022 by age and sex of the victim.
3. The number of offences currently recorded as non-fatal strangulation as per section 75A (1)a of the Serious Crime Act 2015 in England and Wales from June 2022 to December 2022, by relationship of victim to principal suspect.
4. The number of offences currently recorded as non-fatal suffocation as per section 75A (1)b of the Serious Crime Act 2015 in England and Wales from June 2022 to December 2022, by relationship of victim to principal suspect.
5. Number of offences currently recorded as non-fatal strangulation as per section 75A (1)a of the Serious Crime Act 2015 in England and Wales from June 2022 to December 2022 by Police Force Area.
6. Number of offences currently recorded as non-fatal suffocation as per section 75A (1)b of the Serious Crime Act 2015 in England and Wales from June 2022 to December 2022 by Police Force Area.
7. Number of offences currently recorded as non-fatal strangulation as per section 75A (1)a of the Serious Crime Act 2015 in England and Wales from June 2022 to December 2022 by outcome for principal suspect.
8. Number of offences currently recorded as non-fatal suffocation as per section 75A (1)b of the Serious Crime Act 2015 in England and Wales from June 2022 to December 2022 by outcome for principal suspect.
9. Number of suspects convicted of non-fatal strangulation as per section 75A (1)a of the Serious Crime Act 2015 in England and Wales from June 2022 to December 2022 by type of sentence and sex of suspect.
10. Number of suspects convicted of non-fatal suffocation as per section 75A (1)b of the Serious Crime Act 2015 in England and Wales from June 2022 to December 2022 by type of sentence and sex of suspect.
11. Number of suspects remanded in custody or remanded on bail for non-fatal strangulation as per section 75A (1)a of the Serious Crime Act 2015 in England and Wales from June 2022 to December 2022 by sex of suspect.
12. Number of suspects remanded in custody or remanded on bail for non-fatal suffocation as per section 75A (1)b of the Serious Crime Act 2015 in England and Wales from June 2022 to December 2022 by sex of suspect.

13. Number of suspects directed to appear at the Magistrates Court for non-fatal strangulation as per section 75A (1)a of the Serious Crime Act 2015 in England and Wales from June 2022 to December 2022 by sex of suspect.

14. Number of suspects directed to appear at the Crown Court for non-fatal strangulation as per section 75A (1)a of the Serious Crime Act 2015 in England and Wales from June 2022 to December 2022 by sex of suspect.

15. Number of suspects directed to appear in the Magistrates Court for non-fatal suffocation as per section 75A (1)b of the Serious Crime Act 2015 in England and Wales from June 2022 to December 2022 by sex of suspect.

16. Number of suspects directed to appear at the Crown Court for non-fatal suffocation as per section 75A (1)a of the Serious Crime Act 2015 in England and Wales from June 2022 to December 2022 by sex of suspect.